

Date: - 17.10.2014

**Listing Deptt. / Deptt. Of Corporate Relations,
The Bombay Stock Exchange Limited,
Phiroze Jeejeebhoy Towers, Dalal Street,
Mumbai., Fax- 022-22722037/39/41/61/3121/22723719
Listing Deptt.**


National Stock Exchange of India Limited
Exchange Plaza, C-1, Block G, Bandra – Kurla Complex, Bandra (E), Mumbai -51
Fax-022-26598237/38 - 022-26598347/ 48
Dear Sir


Sub:- Shareholding Pattern for the quarter ended 30th September, 2014 of PTC India Limited

Kindly find enclosed the Shareholding Pattern of PTC India Limited for the quarter ended 30th September 2014 as per clause 35 of Listing Agreement.

This is for your information and record please.

Thanking you,
Yours sincerely
For PTC India Ltd.


(Rajiv Maheshwari)
Company Secretary
FCS - 4998



Encl: As above

PTC India Limited

(Formerly known as Power Trading Corporation of India Limited)

CIN: L40105DL1999PLC099328

Regd. Office: 2nd Floor, NBCC Tower, 15 Bhikaji Cama Place New Delhi - 110 066 Tel: 011-41659127, 41659128, 41659500. Fax: 011-41659126
E-mail: info@ptcindia.com Website: www.ptcindia.com


Statement showing Shareholding Pattern
Name of the Company: PTC INDIA LIMITED
Scrip Code: 532524

Name of the Scrip; Equity


Quarter ended :30092014

Partly Paid-up shares :-	No. of Partly paid-up shares	As a % of total no. of partly paid-up shares	As a % of total no. of shares of the company
Held by promoter/promoter group	00	0.00	0.00
Held by public	00	0.00	0.00
Total	00	0.00	0.00
Outstanding convertible securities :-	No. of outstanding securities	As a % of total no. of outstanding convertible securities	As a % of total no. of shares of the company, assuming full conversion of the convertible securities
Held by promoter/promoter group	00	0.00	0.00
Held by public	00	0.00	0.00
Total	00	0.00	0.00
Warrants :	No. of warrants	As a % of total no. of warrants	As a % of total no. of shares of the company, assuming full conversion of warrants
Held by promoter/promoter group	00	0.00	0.00
Held by public	00	0.00	0.00
Total	00	0.00	0.00
Total paid-up capital of the company assuming full conversion of warrants and convertible securities	296008321 equity shares of Rs. 10/- each aggregating to Rs. 2960083210/-		

Category code	Category of shareholder	Number of shareholders	Total number of shares	Number of shares held in Dematerialised form	Total shareholding as a percentage of total number of shares		Shares pledged or otherwise encumbered	
					As a percentage of (A+B)	As a percentage of (A+B+C)	Number of shares	As a percentage
(I)	(II)	(III)	(IV)	(V)	(VI)	(VII)	(VIII)	(IX)= (VIII)/(IV)*100
(A)	Shareholding of Promoter and Promoter Group							
(1)	Indian							
(a)	Individuals/ Hindu Undivided Family	0	0	0	0.00	0.00	0	0.00
(b)	Central Government/ State Government(s)	0	0	0	0.00	0.00	0	0.00
(c)	Bodies Corporate	4	48000000	48000000	16.22	16.22	0	0.00
(d)	Financial Institutions/ Banks	0	0	0	0.00	0.00	0	0.00



(e)	Any Other (Specify)	0	0	0	0	0	0	0	0	0.00	0.00	0	0.00
	Sub-Total (A)(1)	4	48000000	48000000			16.22	16.22	0	0.00			
(2)	Foreign												
(a)	Individuals (Non-Resident Individuals/ Foreign Individuals)	0	0	0	0	0	0.00	0.00	0	0.00			
(b)	Bodies Corporate	0	0	0	0	0	0.00	0.00	0	0.00			
(c)	Institutions	0	0	0	0	0	0.00	0.00	0	0.00			
(d)	Qualified Foreign Investor	0	0	0	0	0	0.00	0.00	0	0.00			
(e)	Any Other (Specify)	0	0	0	0	0	0.00	0.00	0	0.00			
	Sub-Total (A)(2)	0	0	0	0	0	0.00	0.00	0	0.00			
	Total Shareholding of Promoter and Promoter Group (A)=(A)(1)+(A)(2)	4	48000000	48000000			16.22	16.22	0	0.00			
(B)	Public shareholding												
(1)	Institutions												
(a)	Mutual Funds/ UTI	42	44874448	44874448			15.16	15.16					
(b)	Financial Institutions/ Banks	25	12525467	12525467			4.23	4.23					
(c)	Central Government/ State Government(s)	0	0	0	0	0	0.00	0.00					
(d)	Venture Capital Funds	0	0	0	0	0	0.00	0.00					
(e)	Insurance Companies	11	54313512	54313512			18.35	18.35					
(f)	Foreign Institutional Investors	106	72405050	72405050			24.46	24.46					
(g)	Foreign Venture Capital Investors	0	0	0	0	0	0.00	0.00					
(h)	Qualified Foreign Investor	0	0	0	0	0	0.00	0.00					
(i)	Any Other	0	0	0	0	0	0.00	0.00					
	Sub-Total (B)(1)	184	184118477	184118477			62.20	62.20					
(2)	Non-institutions												
(a)	Bodies Corporate	1533	23283556	13283556			7.87	7.87					
(b)	Individuals -												
	i. Individual shareholders holding nominal share capital up to Rs. 1 lakh.	149009	31094295	31065041			10.50	10.50					
	ii. Individual shareholders holding nominal share capital in excess of Rs. 1 lakh.	227	7223997	7223997			2.44	2.44					
(c)	Qualified Foreign Investor	0	0	0	0	0	0.00	0.00					
(d)	Any Other												
	i. Trust & Foundations	11	69300	69300			0.02	0.02					
	ii. Cooperative Societies	0	0	0	0	0	0.00	0.00					
	iii. Educational Institutions	0	0	0	0	0	0.00	0.00					
	iv. Non Resident Individual	1522	2218696	2218696			0.75	0.75					
	v. Foreign Companies	0	0	0	0	0	0.00	0.00					
	vi. OCBS	0	0	0	0	0	0.00	0.00					
	Sub-Total (B)(2)	152302	63889844	53860590			21.58	21.58					
	Total Public Shareholding (B)=(B)(1)+(B)(2)	152486	248008321	237979067			83.78	83.78					
	TOTAL (A)+(B)	152490	296008321	285979067			100.00	100.00					
(C)	Shares held by Custodians and against which Depository Receipts have been issued												
(1)	Promoter and Promoter Group	0	0	0	0	0	0.00	0.00					
(2)	Public	0	0	0	0	0	0.00	0.00					
	GRAND TOTAL (A)+(B)+(C)	152490	296008321	285979067			100.00	100.00	0	0.00			




Statement showing Shareholding Pattern
 Name of the Company: PTC INDIA LIMITED
 Scrip Code: 532524

Name of the Scrip: Equity

Quarter ended : 30092014

(i)(b)	Statement showing Shareholding of securities (including shares, warrants, convertible securities) of persons belonging to the category "Promoter and Promoter Group"	Total Shares held		Encumbered Shares(*)		Details of Warrants					Details of Convertible Securities			Total shares (including underlying shares assuming full conversion of warrants and convertible securities) as a % of diluted share capital
		Number	As a % of Grand Total (A+B+C)	Number	As a Percentage (V)/(iii)*100 (V)/(iii)*100	As a % of Grand Total (A)+(B)+(C) of sub clause (iv)(a)	No. of warrants held	AS as % total number of warrants of the same class	Number of Convertible Securities held	As a % of total number of convertible securities of the same class	% w.r.t of total number of convertible securities of the same class			
(i)	(ii)	(iii)	(iv)	(v)	(vi)	(vii)	(viii)	(ix)	(x)	(xi)	(xii)			
1	NATIONAL HYDROELECTRIC POWER CORPORATION LIMITED	12000000	4.05	0	0.00	0.00	0	0	0	0	0.00	0	0.00	0.00
2	NTPC LIMITED	12000000	4.05	0	0.00	0.00	0	0	0	0	0.00	0	0.00	0.00
3	POWER FINANCE CORPORATION LTD	12000000	4.05	0	0.00	0.00	0	0	0	0	0.00	0	0.00	0.00
4	POWER GRID CORPORATION OF INDIA LIMITED	12000000	4.05	0	0.00	0.00	0	0	0	0	0.00	0	0.00	0.00
	Total Promoters Shareholding (A+B)	48000000	16.22	0	0.00	0.00	0	0	0	0	0.00	0	0.00	0.00

(i)(c)(i)	Statement showing holding of securities (including shares, warrants, convertible securities) of persons belonging to the category "Public" and holding more than 1% of the total number of	Number of shares	Shares as a percentage of total number of shares (i.e., Grand Total (A)+(B)+(C) Indicated in Statement at para (i)(a) above)	Details of Warrants		Details of Convertible Securities		Total shares (including underlying shares assuming full conversion of warrants and convertible securities) as a % of diluted share capital
				No. of warrants held	AS as % total number of warrants of the same class	Number of Convertible Securities held	% w.r.t of total number of convertible securities of the same class	
1	LIFE INSURANCE CORPORATION OF INDIA	29985692	10.13	0	0.00	0	0.00	0.00
2	HDFC STANDARD LIFE INSURANCE COMPANY LIMITED	15640374	5.28	0	0.00	0	0.00	0.00
3	IDFC PREMIER EQUITY FUND	15000000	5.07	0	0.00	0	0.00	0.00
4	RELJANCE CAPITAL TRUSTEE CO. LTD A/C RELJANCE DIVERSIFIED POWER SECTOR FUND	12196148	4.12	0	0.00	0	0.00	0.00
5	GOVERNMENT PENSION FUND GLOBAL	11322892	3.83	0	0.00	0	0.00	0.00
6	DAMODAR VALLEY CORPORATION LTD	10000000	3.38	0	0.00	0	0.00	0.00
7	LIC OF INDIA MARKET PLUS 1 GROWTH FUND	6358101	2.15	0	0.00	0	0.00	0.00
8	BRITISH COLUMBIA INVESTMENT MANAGEMENT CORPORATION A/C EMERGING MARKETS VALUE FUND	4487536	1.52	0	0.00	0	0.00	0.00
9	DIMENSIONAL EMERGING MARKETS VALUE FUND	4119645	1.39	0	0.00	0	0.00	0.00
10	KUWAIT INVESTMENT AUTHORITY FUND 225	3777678	1.28	0	0.00	0	0.00	0.00
	TOTAL	112888066	38.15	0	0.00	0	0.00	0.00



(i)(c)(ii)	Statement showing holding of securities (including shares, warrants, convertible securities) of persons (together with PAC) belonging to the category "Public" and holding more than 5% of Name(s) of the shareholder(s) and the Persons Acting in Concert (PAC) with them	Number of shares	Shares as a percentage of total number of shares {i.e., Grand Total (A)+(B)+(C) indicated in Statement at para (i)(a) above}	Details of warrants			Details of Convertible		Total shares (including underlying shares assuming full conversion of warrants and convertible securities) as a % of diluted share capital
				No. of warrants held	AS as % total number of warrants of the same class	Number of Convertible Securities held	% w.r.t of total number of convertible securities of the same class		
1	LIFE INSURANCE CORPORATION OF INDIA	38852202	13.13	0	0.00	0	0.00	0.00	
2	HDFC STANDARD LIFE INSURANCE COMPANY LIMITED	15640374	5.28	0	0.00	0	0.00	0.00	
3	HDFC PREMIER EQUITY FUND	15000000	5.07	0	0.00	0	0.00	0.00	
	TOTAL	69492576	23.48	0	0.00	0	0.00	0.00	

(i)(d)	Statement showing details of locked-in shares	Number of locked-in shares	Locked-in shares as a percentage of total number of shares {i.e., Grand Total}
Sr. No.	Name of the shareholder		
1		0	0.00
	TOTAL	0	0.00

(ii)(a)	Statement showing details of Depository Receipts (DRs)	Number of outstanding DRs	Number of shares underlying outstanding DRs	Shares underlying outstanding DRs as a percentage of total number of shares {i.e., Grand Total (A)+(B)+(C) indicated in Statement at para (i)(a) above}
Sr. No.	Type of outstanding DR (ADRs, GDRs, SDRs, etc.)			
		0	0	0.00
	TOTAL	0	0	0.00

(ii)(b)	Statement showing Holding of Depository Receipts (DRs), where underlying shares held by "promoter/promoter Name of the DR Holder Type of outstanding DR (ADRs, GDRs, SDRs etc)	Number of shares underlying outstanding DRs	Shares underlying outstanding DRs as a percentage of total number of shares {i.e., Grand Total (A)+(B)+(C) indicated in Statement at para (i)(a) above}
1		0	0.00
	TOTAL	0	0.00

(iii)(a)	Statement showing the voting pattern of Shareholders, if more than one class of Shares/ Securities is issued by the issuer.....> N.A.
----------	---



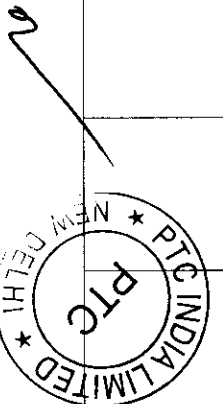
(III) (a) Statement showing the voting pattern of shareholders, if more than one class of shares/securities is issued by the issuer.

Category Code	Category of Shareholders	CLASS X (III)	CLASS Y (IV)	CLASS Z (V)	Total Voting Rights (III+IV+V)	As a percentage of (A+B)	As a percentage of (A+B+C)
A Shareholding of Promoter and Promoter Group							
1 Indian							
a	Individuals/Hindu Undivided Family	NA	NA	NA	NA		
b	Central Government/ State Government(s)	NA	NA	NA	NA		
c	Bodies Corporate	NA	NA	NA	NA		
d	Financial Institutions/ Banks	NA	NA	NA	NA		
e	Any Other (Specify) i Trust ii Society iii Educational Institutions	NA	NA	NA	NA		
Sub Total (A)(1) :		NA	NA	NA	NA	NA	NA
2 Foreign							
a	Individuals (Non Resident Indians / Foreign Individuals)	NA	NA	NA	NA		
b	Bodies Corporate	NA	NA	NA	NA		
c	Institutions	NA	NA	NA	NA		
d	Qualified Foreign Investor	NA	NA	NA	NA		
e	Any Other (Specify)	NA	NA	NA	NA		
Sub Total (A)(2) :		NA	NA	NA	NA	NA	NA
Total Shareholding of Promoter and Promoter Group (A) = (A)(1) + (A)(2) :		NA	NA	NA	NA	NA	NA
B Public Shareholding							
1 Institutions							
a	Mutual Funds/ UTI	NA	NA	NA	NA	NA	NA



(III) (a) Statement showing the voting pattern of shareholder, if more than one class of shares/securities is issued by the issuer.

Category Code	Category of Shareholders	CLASS X (III)	CLASS Y (IV)	CLASS Z (V)	Total Voting Rights (III+IV+V)	As a percentage of (A+B)	As a percentage of (A+B+C)
B	Public Shareholding						
1	Institutions						
b	Financial Institutions/Banks	NA	NA	NA	NA		
c	Central Government/ State Government(s)	NA	NA	NA	NA		
d	Venture Capital Funds	NA	NA	NA	NA		
e	Insurance Companies	NA	NA	NA	NA		
f	Foreign Institutional Investors	NA	NA	NA	NA		
g	Foreign Venture Capital Investors	NA	NA	NA	NA		
h	Qualified Foreign Investor	NA	NA	NA	NA		
i	Any Other (Specify)	NA	NA	NA	NA		
		Sub Total (B)(1) :		NA	NA	NA	NA
2	Non-Institutions						
a	Bodies Corporate	NA	NA	NA	NA		
b	Individuals						
i	Individual Shareholders Holding Nominal Share Capital Upto Rs. 1 Lakh.	NA	NA	NA	NA		
ii	Individual Shareholders Holding Nominal Share Capital in excess of Rs. 1 Lakh.						
c	Qualified Foreign Investor	NA	NA	NA	NA		
d	Any Other (Specify)						
i	Trust & Foundations	NA	NA	NA	NA		
ii	Cooperative Societies						
iii	Educational Institutions						
iv	Non Resident Individual						
v	Foreign Companies						
vi	OCB						



(III) (a) Statement showing the voting pattern of shareholders, if more than one class of shares/securities is issued by the issuer.

Category Code	Category of Shareholders	CLASS X (III)	CLASS Y (IV)	CLASS Z (V)	Total Voting Rights (III+IV+V)	As a percentage of (A+B)	As a percentage of (A+B+C)
B	Public Shareholding						
2	Non-Institutions						
	Sub Total (B)(2) :	NA	NA	NA	NA	NA	NA
	Total Public Shareholding (B) = (B)(1) + (B)(2) :	NA	NA	NA	NA	NA	NA
	Total (A) + (B) :	NA	NA	NA	NA	NA	NA
C	Shares held by Custodians and against which Depository Receipts have been issued						
1	Promoter and Promoter Group	NA	NA	NA	NA	NA	NA
		NA	NA	NA	NA	NA	NA

Prepared By MCS Limited.



(III) (a) Statement showing the voting pattern of shareholders, if more than one class of shares/securities is issued by the issuer.

Shares held by Custodians and against which Depository Receipts have been issued									
C	2	Public	NA	NA	NA	NA	NA	NA	NA
GRAND TOTAL (A) + (B) + (C)			NA	NA	NA	NA	NA	NA	NA



(Handwritten mark)