



PTC INDIA LIMITED

INVESTOR PRESENTATION Q4 & FY24



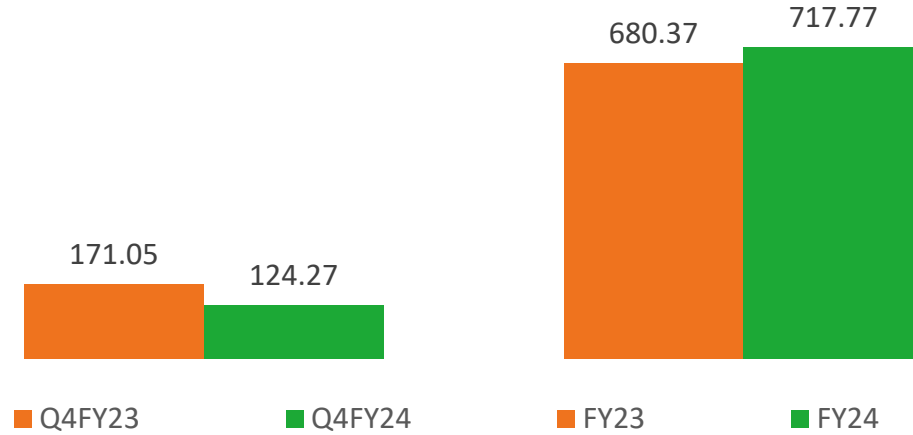
Financial Overview

Q4 & FY24 (Consolidated)

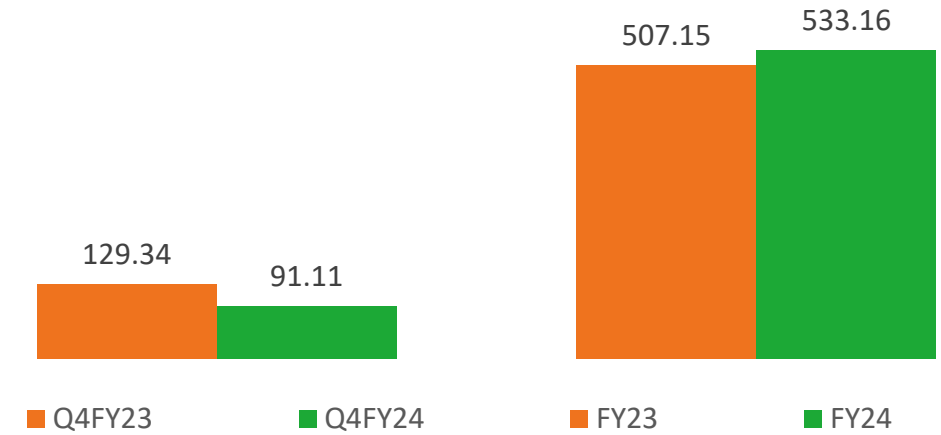


Amount in ₹ Crores

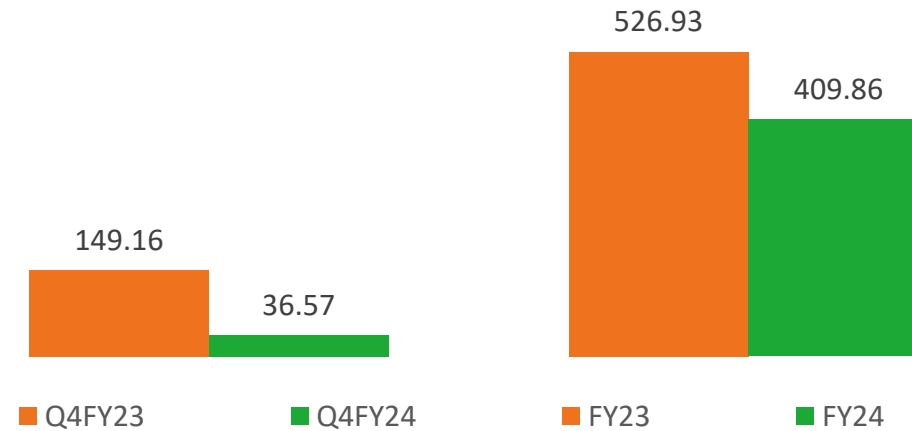
PBT (INR Crores)



PAT (INR CRORES)



TOTAL COMPREHENSIVE INCOME (INR CRORES)



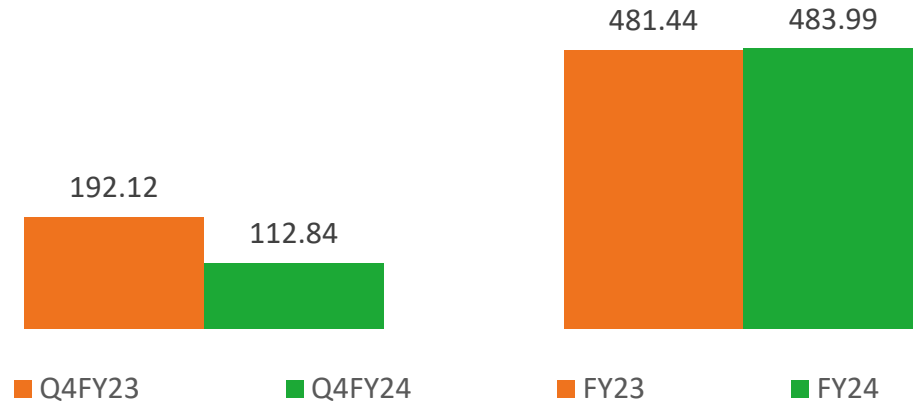
Financial Overview

Q4 & FY24(Standalone)

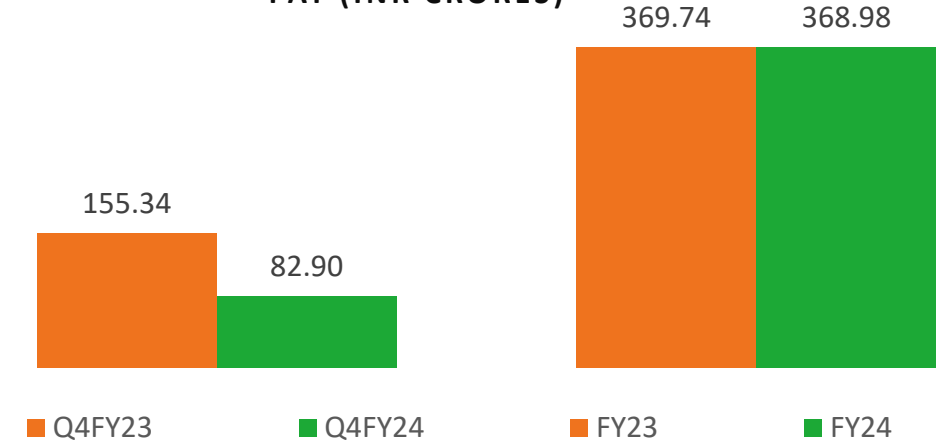


Amount in ₹ Crores

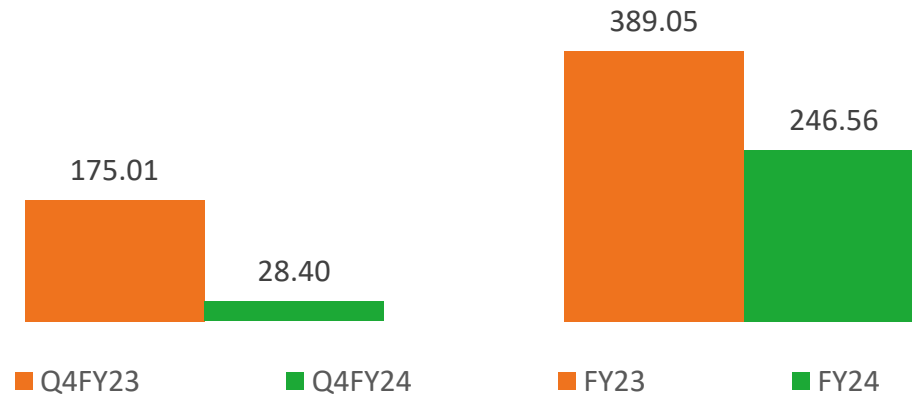
PBT (INR Crores)



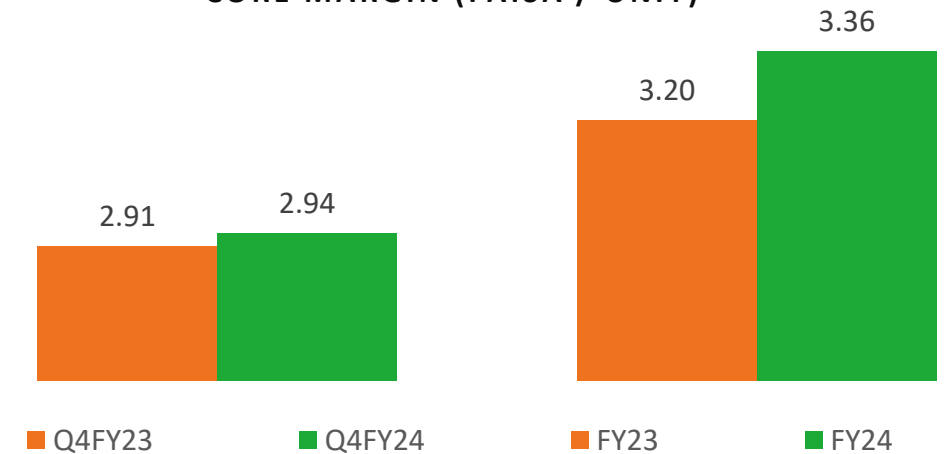
PAT (INR CRORES)



TOTAL COMPREHENSIVE INCOME (INR CRORES)

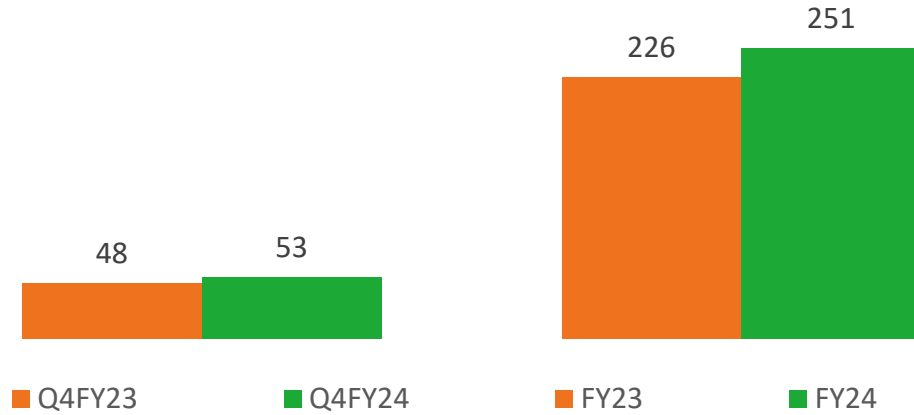


CORE MARGIN (PAISA / UNIT)

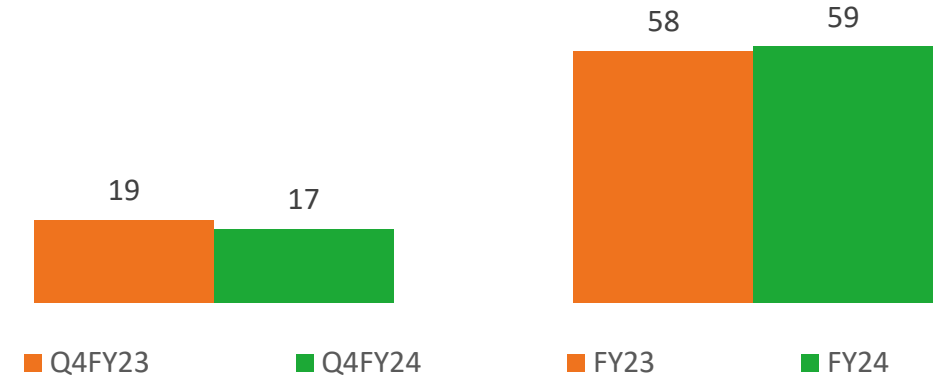


Amount in ₹ Crores

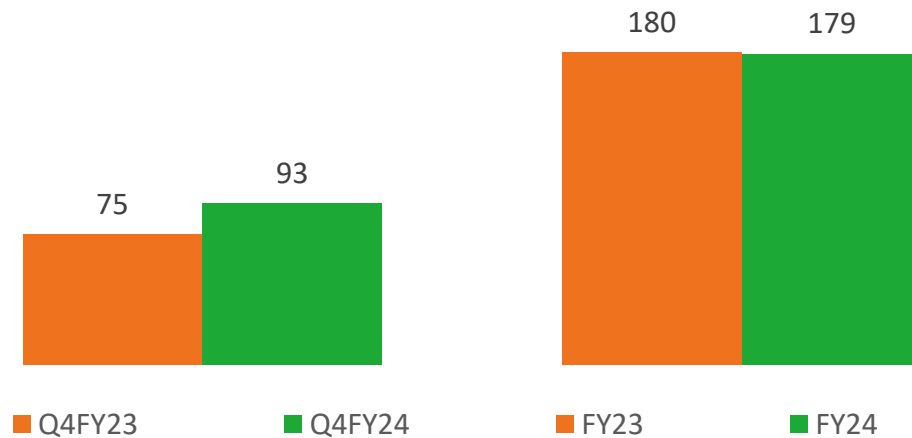
CORE OPERATING MARGIN



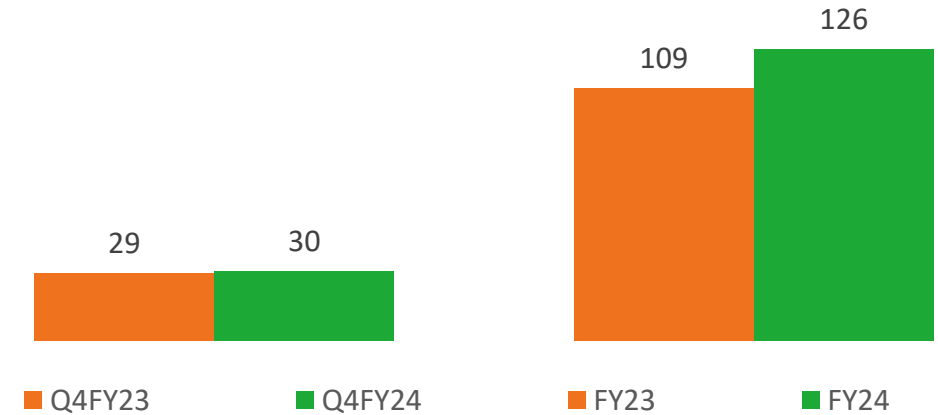
GROSS CONSULTING REVENUE



NET SURCHARGE

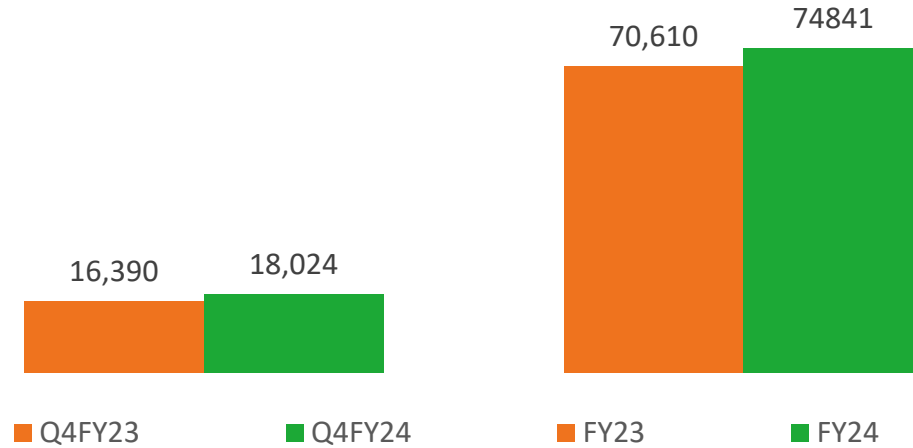


NET REBATE

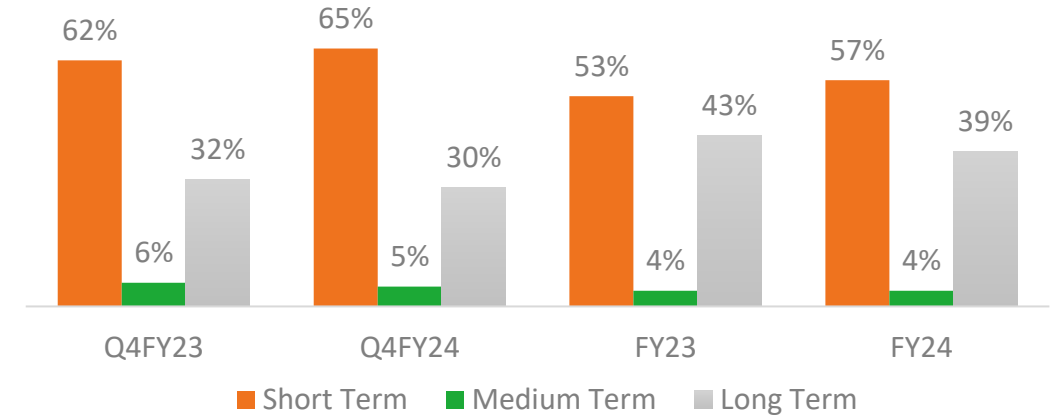


Amount in ₹ lakhs

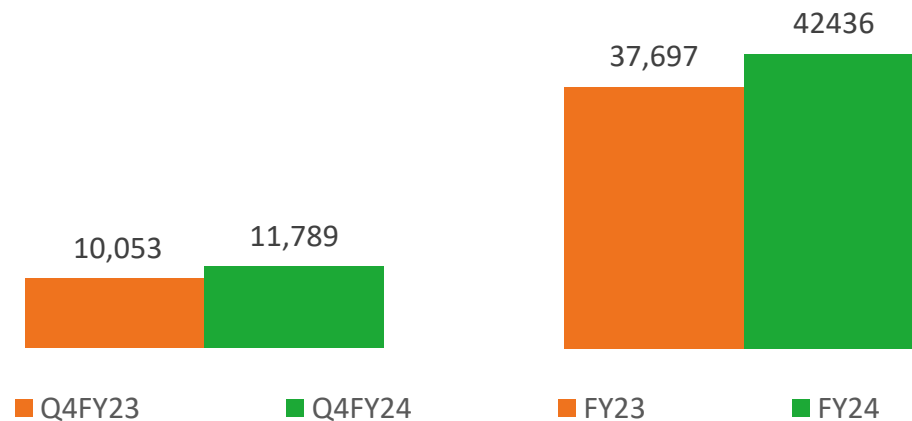
TOTAL VOLUMES (MUS)



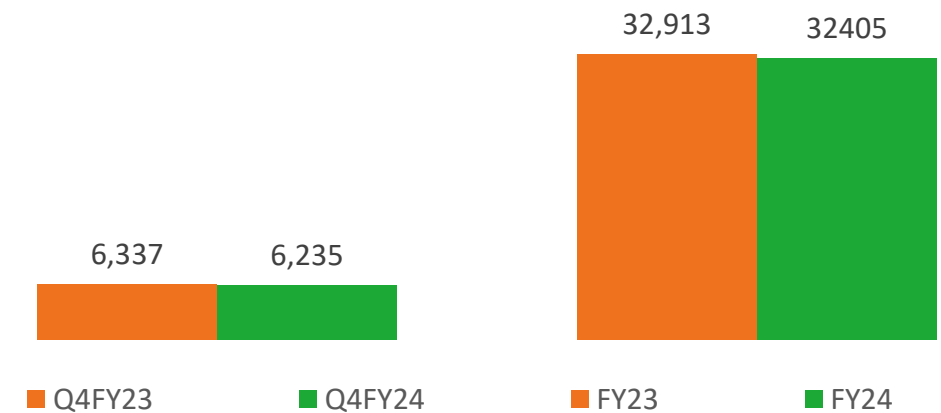
VOLUME MIX



SHORT TERM VOL IN MUS



LONG & MEDIUM TERM VOLUMES IN MUS



Financial Overview

P&L (Standalone & Consolidated)

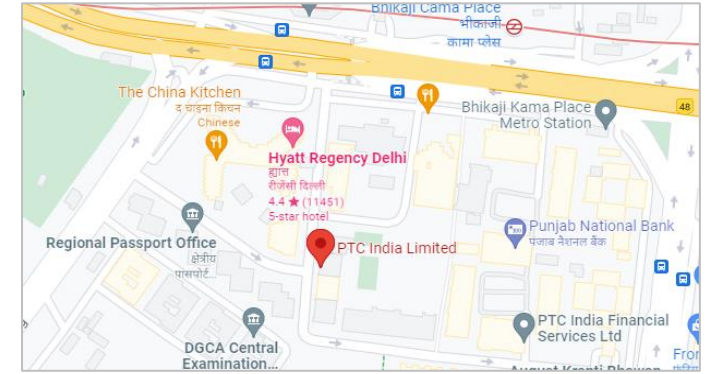


Particulars	Q4 FY24	Q3 FY24	Q4 FY23	FY24 2023-24	FY 2022-23	%
Revenue from operations						
Revenue from operations	3,21,624	3,17,553	3,27,669	15,72,982	14,52,357	8%
Other operating revenue	11,574	4,923	10,390	27,697	36,387	-24%
Total revenue from operation	3,33,198	3,22,476	3,38,059	16,00,679	14,88,744	8%
Other Income	299	879	1,104	7,230	2,213	227%
Total Income	3,33,497	3,23,355	3,39,163	16,07,909	14,90,957	8%
Expenses						
Purchases	3,13,286	3,09,641	3,19,954	15,35,238	14,18,920	8%
Operating expenses	799	2,035	1,229	4,577	13,462	-66%
Employee benefit expenses	1,557	1,709	1,473	6,759	6,061	12%
Finance costs	778	157	248	1,276	2,892	-56%
Depreciation and amortization expenses	107	80	111	353	386	-9%
Other expenses	3,638	1,234	1,866	9,259	6,092	52%
Total expenses	3,20,165	3,14,856	3,24,951	15,57,462	14,47,813	8%
Profit before exceptional items and tax	13,332	8,499	14,212	50,447	43,144	17%
Exceptional items	(2,048)	-	5,000	(2,048)	5,000	-141%
Profit Before Tax	11,284	8,499	19,212	48,399	48,144	1%
Tax expenses						
Current tax (including deferred tax)	2,994	2,209	3,678	11,501	11,170	3%
Net Profit for the period	8,290	6,290	15,534	36,898	36,974	0%
Total other comprehensive income, net of tax	(5,450)	(6,735)	1,967	(12,242)	1,931	-734%
Total comprehensive income for the period	2,840	(445)	17,501	24,656	38,905	-37%

Particulars	Q4 FY24	Q3 FY24	Q4 FY24	FY24	FY 2022-23	%
Continuing Operations						
Revenue from operations						
Revenue from operations	3,37,174	3,36,690	3,45,309	16,43,937	15,24,671	8%
Other operating revenue	13,565	6,111	12,022	32,385	42,713	-24%
Total revenue from operation	3,50,739	3,42,801	3,57,331	16,76,322	15,67,384	7%
Other Income	263	795	1,579	4,214	2,396	76%
Total Income	3,51,002	3,43,596	3,58,910	16,80,536	15,69,780	7%
Expenses						
Purchases	3,13,286	3,09,641	3,19,954	15,35,238	14,18,920	8%
Impairment of financial instrument	5,260	844	3,848	8,757	8,069	9%
Operating expenses	799	2,035	1,299	4,577	13,462	-66%
Employee benefit expenses	2,071	2,217	2,011	8,800	8,016	10%
Finance costs	10,036	10,439	10,560	42,355	46,673	-9%
Depreciation and amortization expenses	268	257	270	1,001	994	1%
Other expenses	4,195	3,092	2,417	12,719	8,109	57%
Total expenses	3,35,915	3,28,525	3,40,359	16,13,447	15,04,243	7%
Profit before exceptional items and tax	15,087	15,071	18,551	67,089	65,537	2%
Share of Profit / (Loss) of Associates	(2,048)	-	-	(2,048)	-	-100%
Profit Before Share of Profit/(Loss) of Associates and Tax	13,039	15,071	18,551	65,041	65,537	-1%
Share of Profit / (Loss) of Associates	114	2	(2)	338	(227)	-249%
Profit Before Tax	13,153	15,073	18,549	65,379	65,310	0%
Tax expenses						
Current tax (including deferred tax)	3,536	3,920	4,583	17,024	16,826	1%
Net Profit for the period from Continuing Operations	9,617	11,153	13,966	48,355	48,484	0%
Profit/ (loss) from discontinued operations	(506)	(1,449)	(1,032)	4,961	2,231	122%
Profit /(loss) for the period/ year	9,111	9,704	12,934	53,316	50,715	5%
Total other comprehensive income, net of tax	(5,454)	(6,780)	1,982	(12,330)	1,978	-723%
Total comprehensive income for the period	3,657	2,924	14,916	40,986	52,693	-22%



Thank You



PTC India Limited
2nd Floor, NBCC Tower,
15 Bhikaji Cama Place, New Delhi – 110066

Tel. No. – +91-11-41659500, 41595100, 46484200
Fax No. – 91-11-41659144, 41659145



Jill Chandrani / Namit Shah, CFA
Email: jill@s-ancial.com / namit@s-ancial.com

S-Ancial Technologies Pvt. Ltd
(Investor Relations)
215, Shivshakti Industrial Estate, J.R Boricha
Marg, Lower Parel (E), Mumbai - 400011